


OREGON®

SPEEDCUT™ NANO 750,000 USERS & GROWING

Since its introduction in 2020, arborists worldwide have embraced the game-changing design of the SpeedCut™ Nano cutting system.

**JOIN THE PROFESSIONALS WHO
HAVE MADE THE SWITCH.**





OREGON

OREGON

SpeedCut™ NANO

SpeedCut™ Nano

Stihl 12" Conversion Kit-MS201, 200, 193, 192

12" 30 cm

0.43" 1.1 mm

325" Low Profile

51

124TXLNA074

80TXL051E 5400591102063

OREGON

SpeedCut™ Nano

OREGON

SpeedCut™ Nano

OREGON

SpeedCut™ Nano

80TXL051

12" 30 cm

0.43" 1.1 mm

325" Low Profile

51

Requires

OREGON

SpeedCut™ Nano

12" 30 cm

0.43" 1.1 mm

325" Low Profile

51

124TXLNA074

80TXL051E 5400591102063

REPLACEMENT SAW CHAIN, GUIDE BARS, & SPROCKETS

These chainsaw models are equipped with .325" LP saw chain, making them first fit compatible with Oregon® SpeedCut™ Nano. No conversion kit is needed.



SPEEDCUT™ NANO REPLACEMENT PART NO.

ECHO™	MODEL NO.	BAR LENGTH	SAW CHAIN	GUIDE BAR	SPROCKET
	CS2511-TN (GAS)	12"	80TXL051G	124TXLNA041	N/A
	CS2511-TN (GAS)	14"	80TXL059G	144TXLNA041	N/A
	CS2511PN (GAS)	12"	80TXL051G	124TXLNA041	N/A
	CS2511PN (GAS)	14"	80TXL059G	144TXLNA041	N/A

MILWAUKEE™	MODEL NO.	BAR LENGTH	SAW CHAIN	GUIDE BAR	SPROCKET
	2826-20C	12"	80TXL051G	124TXLNA041	N/A
	2826-20T	14"	80TXL059G	144TXLNA041	N/A

KRESS™	MODEL NO.	BAR LENGTH	SAW CHAIN	GUIDE BAR	SPROCKET
	KC300.9	16"	80TXL064G	164TXLNA041	N/A

HUSQVARNA™	MODEL NO.	BAR LENGTH	SAW CHAIN	GUIDE BAR	SPROCKET
	T535iXP, T540iXP	12"	80TXL051G	124TXLNA095	610730N
	T540XP MARK III	12"	80TXL051G	124TXLNA095	610728N
	535iXP, 540iXP, T540iXP	14"	80TXL059G	144TXLNA095	610730N
	T540XP II, T540XP MARK III	14"	80TXL059G	144TXLNA095	610728N
	540iXP, T540iXP	16"	80TXL064G	164TXLNA095	610730N
	T540XP II, T540XP MARK III	16"	80TXL064G	164TXLNA095	610728N

SUPERCHARGE YOUR SAW

Specifically designed for an arborist's saw, this Low Profile, closed system can bring a new level of performance to your existing 1-3 HP saw.

INCREASED SPEED

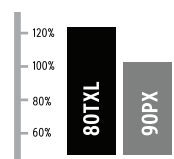
Optimized cutter and chain design provides up to 24% faster cutting speed, compared to 3/8" LP (Oregon® 90PX).

LONGER RUN TIME

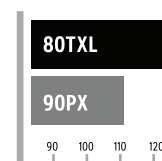
SpeedCut™ Nano provides increased cutting efficiency, extending your run time on a single tank of gas or battery – including up to 10% more cuts per charge on cordless saws.

SMOOTHER CUTS


Designed to reduce chatter, SpeedCut™ Nano chain features a specialized bumper drive link and depth gauge that reduces vibration for the smoothest boring cuts.



CUTTING SPEED (in/s)



CUTS PER CHARGE



SPROCKET

7-tooth sprocket design is optimized to work with 80TXL system. The sprocket spins chain at an optimal speed, providing the best cutting control and preventing stalls in cordless systems.

MICRO-CHISEL CUTTER


Reshaped to reduce cutting resistance resulting in smoother cuts and increased cutting speed.

**.325" LP
.043"**



SAW CHAIN

.325" Low Profile chain leverages premium materials and an optimized bumper drive link and depth gauge reduces chatter for smooth cuts.



GUIDE BAR

Lightweight, professional-grade materials add durability for all-day use, and the small-radius nose design provides precise, accurate cutting. 10"-16" length offered.

CONVERSION KITS

NOW AVAILABLE FOR
ECHO™, STIHL™, & HUSQVARNA™ MODELS



**SPEEDCUT™ NANO
CONVERSION KIT**
Equipping your saw is made easy
with conversion kits tailored to
the top pro saw models.

ECHO™	BAR LENGTH	SPEEDCUT™ NANO CONVERSION KIT	SPEEDCUT™ NANO REPLACEMENT PART NO.		
			SAW CHAIN	GUIDE BAR	SPROCKET
CCS-58V	10"	637231	80TXL046G	104TXLNA041	629320
	12"	637232	80TXL051G	124TXLNA041	629320
	14"	637233	80TXL059G	144TXLNA041	629320
	16"	637234	80TXL064G	164TXLNA041	629320
CS-2511T	10"	637235	80TXL046G	104TXLNA041	629318
	12"	637236	80TXL051G	124TXLNA041	629318
	14"	637237	80TXL059G	144TXLNA041	629318
	16"	637238	80TXL064G	164TXLNA041	629318
CS271T	10"	637251	80TXL046G	104TXLNA041	629321
	12"	637252	80TXL051G	124TXLNA041	629321
	14"	637253	80TXL059G	144TXLNA041	629321
	16"	637254	80TXL064G	164TXLNA041	629321
CS303T	10"	637255	80TXL046G	104TXLNA041	629322
	12"	637256	80TXL051G	124TXLNA041	629322
	14"	637257	80TXL059G	144TXLNA041	629322
	16"	637258	80TXL064G	164TXLNA041	629322

STIHL™

	BAR LENGTH	SPEEDCUT™ NANO CONVERSION KIT	SPEEDCUT™ NANO REPLACEMENT PART NO.		
			SAW CHAIN	GUIDE BAR	SPROCKET
MS201, 201T, 200, 193T, 192	10"	614379	80TXL046G	104TXLNA074	610725N
	12"	614380	80TXL051G	124TXLNA074	610725N
	14"	614377	80TXL059G	144TXLNA074	610725N
	16"	614381	80TXL064G	164TXLNA074	610725N
MS180, 170, 171	12"	637259	80TXL051G	124TXLNA074	610726N
	14"	614384	80TXL059G	144TXLNA074	610726N
	16"	614385	80TXL064G	164TXLNA074	610726N
MS150	10"	635137	80TXL046G	104TXLNA074	610727N
	12"	614383	80TXL051G	124TXLNA074	610727N
	14"	614382	80TXL059G	144TXLNA074	610727N
MSA161T	10"	637260	80TXL046G	104TXLNA074	625333
	12"	637261	80TXL051G	124TXLNA074	625333
	14"	637262	80TXL059G	144TXLNA074	625333
	16"	637263	80TXL064G	164TXLNA074	625333

HUSQVARNA™

	BAR LENGTH	SPEEDCUT™ NANO CONVERSION KIT	SPEEDCUT™ NANO REPLACEMENT PART NO.		
			SAW CHAIN	GUIDE BAR	SPROCKET
540, T540 XP, T540 XP II	10"	614387	80TXL046G	104TXLNA095	610728N
	12"	614390	80TXL051G	124TXLNA095	610728N
	14"	614393	80TXL059G	144TXLNA095	610728N
	16"	614397	80TXL064G	164TXLNA095	610728N
T435	10"	614388	80TXL046G	104TXLNA095	610729N
	12"	614391	80TXL051G	124TXLNA095	610729N
	14"	614395	80TXL059G	144TXLNA095	610729N
	16"	614398	80TXL064G	164TXLNA095	610729N
536LiXP, T536LiXP, 535iXP, T535iXP, 540iXP, T540iXP	10"	614389	80TXL046G	104TXLNA095	610730N
	12"	614392	80TXL051G	124TXLNA095	610730N
	14"	614396	80TXL059G	144TXLNA095	610730N
	16"	614399	80TXL064G	164TXLNA095	610730N
T525	10"	637264	80TXL046G	104TXLNA095	627943
	12"	637265	80TXL051G	124TXLNA095	627943
	14"	637266	80TXL059G	144TXLNA095	627943
	16"	637267	80TXL064G	164TXLNA095	627943

Q&A

Is SpeedCut™ Nano interchangeable with existing .325" pitch chain?

No. SpeedCut™ Nano is the world's first .325" Low Profile chain chassis and therefore requires a .325" Low Profile compatible guide bar and drive sprocket. Saws not originally equipped with .325" Low Profile chain must be converted to accept the entire SpeedCut™ Nano system (chain + bar + sprocket).

What gauges are SpeedCut™ Nano available in?

SpeedCut™ Nano is only available in .043" gauge. SpeedCut™ Nano bars are only .043" gauge, designed for the SpeedCut™ Nano Chain 80TXL.

What types of chainsaws are best suited for SpeedCut™ Nano chain?

Smaller displacement (20-38cc) gas saws and battery saws in the 1-3 horsepower range will benefit most from SpeedCut™ Nano's smaller chassis and feature set.

What is different about the SpeedCut™ Nano guide bar?

SpeedCut™ Nano bars have high-strength body (welded) and performance-driven nose components (LW pro bars) and single rivet.

What are the bar lengths available?

SpeedCut™ Nano bars are available in 10", 12", 14" and 16".

OREGON®

TRUSTED BY PROS SINCE 1947

www.OregonProducts.com